

## ASRockind Technical Reference - Q&A

Question	If I would like to install M.2 Key M 2242 or 2260 storage, how do I choose the suitable standoff to use?
Release date	2020/7/27
Product	NUC-8145UE, NUC-8265U, NUC-8365UE, NUC-8665UE, 4x4-V1000M, 4x4-R1000V, 4x4-R1000M
FAQ type	<input type="checkbox"/> Specification <input type="checkbox"/> OS & Driver <input type="checkbox"/> Application <input type="checkbox"/> BIOS/FW <input checked="" type="checkbox"/> Others


### Answer:

Please see the table and steps below to select the corresponding standoff to install M.2 Key M 2242 or 2260 storage.

Component	Part number	Application	Note
5.5 mm standoff	13G020195040AK	for M.2 Key M 2260 storage	Installed on the M/B already
6.5 mm standoff	13G0201950B0AK	for M.2 Key M 2242 storage	In the accessories

### <How to use M.2 Key M 2260 storage>


Please directly install it into the slot and use the screw to lock.






**<How to use M.2 Key M 2242 storage>**

1. Unlock the following standoff from the M/B



2. Fasten the 6.5 mm standoff into the M.2 Key M 2242 screw hole as following location.





3. Install M.2 2242 storage into the slot, and lock it.

